

WRC Holdings Limited
Unaudited and Condensed
Interim Financial Statements
for the half-year period ended 31 December 2023



Contents

Directory	2
Directors' report	3
Statement of Service Performance.....	5
Half-year financial statements	
Statement of Comprehensive Revenue and Expense	7
Statement of changes in equity.....	8
Statement of Financial Position.....	9
Statement of Cash Flows	10
Notes to the Financial Statements	11
1 Statement of compliance.....	11
2 Statement of accounting policies.....	11
3 Operating surplus / (deficit) before subvention and taxation.....	13
4 Taxation.....	15
5 Cash and cash equivalents	16
6 Inventory	17
7 Property, plant and equipment.....	17
8 Intangible assets.....	21
9 Investment Properties.....	22
10 Investments in subsidiaries.....	23
11 Joint Venture Information.....	24
12 Deferred tax	26
13 Interest bearing liabilities	27
14 Employee entitlements	28
15 Equity.....	29
16 Commitments.....	30
17 Related party transactions	30
18 Contingencies.....	31
19 Subsequent events.....	31
Statement of Compliance and Responsibility.....	32

Directory

Directors

H M Mexted
N S W Ward
N O Leggett
C Kirk Burnnand (Chairperson)
D Lee
T Nash
D Bassett
L E Elwood
R M Evans
A J Hare
H K Modlik

Appointed

24 June 2019 (ceased 01 October 2023)
24 June 2019 (ceased 01 October 2023)
12 October 2017 (ceased 01 October 2023)
20 November 2019 (Chairperson from 24 November 2022)
24 November 2022
24 November 2022
24 November 2022
01 October 2023
01 October 2023
01 October 2023
01 October 2023

Registered office

100 Cuba Street
Te Aro, Wellington 6011

Bankers

ANZ Bank New Zealand Ltd

Directors' report

The Local Government Act (section 66) requires a half-yearly report be delivered to the shareholder within two months after the end of the first half of each financial year. The Directors have pleasure in submitting their Interim Report including the interim financial statements of WRC Holdings Ltd and its subsidiaries (the Group) for the period ended 31 December 2023.

Principal Activities

WRC Holdings Limited (the Parent Company) is the investment holding company of Greater Wellington Regional Council. The WRC Holdings Limited Group (the Group) consists of WRC Holdings Limited, its wholly owned subsidiary Greater Wellington Rail Limited, and is a 76.9% owner of CentrePort Limited.

CentrePort owns and operates the Port of Wellington and related facilities at Seaview.

Greater Wellington Rail Limited owns and manages rail rolling stock and rail infrastructural assets.

The Group's primary objectives are to:

- Support Greater Wellington Regional Council's strategic vision, operate as a successful, sustainable, and responsible business.
- Own Greater Wellington Regional Council's interest in CentrePort Ltd, to maximise the commercial value of CentrePort to the shareholders and to protect the shareholders' investment, including land and property, while maintaining the CentrePort's strategic value to the economy of the region.
- Own Greater Wellington Rail Limited, to manage rail rolling stock and infrastructural assets.
- Achieve the objectives and performance targets of the shareholder.

The financial objectives of the Group are to:

- Provide a commercial return to shareholders.
- Manage its assets prudently.
- Adopt policies that prudently manage risk and protect the investment of shareholders.
- Conduct its affairs in accordance with sound business practice.

The environmental objectives of the Group are to:

- Operate in an environmentally responsible and sustainable manner.
- Minimise the impact of any of the Group's activities on the environment.
- Ensure regulatory compliance
- Develop a culture of awareness and responsibility

The social objectives of the Group are to:

- Provide a safe and healthy workplace, that provides opportunities and skills to enhance our employees.
- Participate in development, cultural and community activities within the region in which the Group operates.
- Help sustain the economy of the region, with high quality port services to support international and coastal trade.
- Contribute to the desired outcomes of Wellington Regional Economic Development Plan.

Corporate governance

WRC Holdings Limited is governed by a board of eight directors all of whom are appointed by the shareholder, with four independent external directors with commercial backgrounds to provide advice and expertise at the governance level. Directors meet regularly to direct and control the Group's proceedings. Helen Mexted, Nick Leggett and Nancy Ward completed their respective terms on the WRC Holdings Limited Board in late 2023 and we wish to acknowledge the benefit the Board has received over the years from their expertise and extend our appreciation for their contributions.

The Group provides quarterly updates on its activities to Greater Wellington Regional Council and keeps Council informed of significant matters as they occur.

In addition to the obligations of the Local Government Act 2002, WRC Holdings is also subject to the requirements of the Companies Act 1993 and all other applicable legislative requirements.

Statement of Intent

The provisions of the Local Government Act 2002 require "Council Controlled Organisations" to have a "Statement of Intent" in respect of each financial year. The draft Statement of Intent for the coming year, setting out performance criteria and forward dividend guidance, is provided to the Greater Wellington Regional Council at the end of February each year, with the final Statement of Intent to be provided by 30 June. WRC Holdings Limited is currently operating under a Statement of Intent provided to Council for the period 1 July 2023 to 30 June 2024.

Overview of results

The financial results for this reporting period are broadly in line with budget projections set out the Statement of Intent. Total revenue was \$66.9 million for the six months to 31 December 2023, up from \$59.9 million in the equivalent period last year. Overall, the Group recorded a pre tax deficit of \$6.3 million for the period (compared with \$3.7 million for the same period last year).

Outlook

The outlook for the Group remains stable, with no significant changes or updates to the projections set out in the Statement of Intent.

For, and on behalf of, the Board of Directors



Director

27 February 2024



Director

27 February 2024

WRC Holdings Limited
Statement of Service Performance
for the half year period ended 31 December 2023

Statement of Service Performance

WRC Holdings Operational Performance Measures

Objective	Activity	Performance measure	Outcome achieved
Support Council's strategic priorities	Review and approve WRC Holdings Group Statement of Intent (SOI) for consistency with Council's strategic direction	Review draft Holdings SOI by 1 March each year	On track. Draft WRC Holdings Group SOI is currently under review and will be provided to the shareholder by 1 March 2024.
		Approve Holdings SOI by 30 June each year	On track. WRC Holdings Group SOI is currently under review and will be approved prior to 30 June 2024.
	Review and provide comments on the draft CentrePort Statement of Corporate Intent (SCI) to ensure consistency with Council's strategic direction	Review draft SCI and provide comments by 1 May each year	On track. Draft SCI will be reviewed, and comments provided by 1 May 2024.
	Set expectations through annual Statement of Expectations letter to Centreport	Send Statement of Expectations to CentrePort by 31 December each year	Achieved. Statement of Expectations was sent to CentrePort prior to 31 December 2023.
	Consult with the shareholder in a timely manner on Holdings Group strategic or operational matters which could compromise Council's community outcomes	All such matters escalated to Council in a timely manner	Achieved. All matters requiring consultation with, or escalation to, Council were provided in a timely manner.
		Holdings to provide briefings to Councillors on matters of significance as required	Achieved. Briefings on matters of significance and quarterly updates have been provided to Council for the year to date.
	Substantive matters, including those likely to generate media coverage, are reported to Council	Matters of this nature should be reported to Council by the Holdings Board as soon as practicable	Achieved. Matters of this nature are reported to Council as soon as practicable.

WRC Holdings Limited
Statement of Service Performance
for the half year period ended 31 December 2023
(continued)

Operate a successful, sustainable, and responsible business	Monitor performance of WRC Holdings Group companies to ensure financial returns are optimised	WRC Holdings Board monitor Holdings Group companies' progress against their SOI targets quarterly	Achieved. Quarterly monitoring of WRC Holdings Group companies has been completed for the year to date.
		WRC Holdings receives a quarterly report from CentrePort on its financial and non-financial performance	Achieved. Quarterly reporting from CentrePort has been provided to WRC Holdings for the year to date.
Prudently manage and maintain the rail rolling stock and rail infrastructure (GWRL's Rail Assets)	Monitor the management of rail assets and risk to ensure GWRL's assets are fit-for-purpose	WRC Holdings Board review quarterly risk reporting for GWRL	Achieved. Quarterly risk reporting for GWRL has been provided to WRC Holdings for the year to date.
		WRC Holdings Board receives the GWRL Annual Business Plan by 30 June each year	On track. GWRL Annual Business Plan will be received by 30 June 2024.
		WRC Holdings Board receives the GWRL Asset Management Plan by 30 September each year	Achieved. GWRL Asset Management Plan completed and provided to WRC Holdings Board prior to 30 September 2023.

WRC Holdings Limited
Statement of Comprehensive Revenue and Expense
For the half-year period ended 31 December 2023

Statement of Comprehensive Revenue and Expense

	Notes	Group		
		Six months to 31 December 2023 \$'000	Six months to 31 December 2022 \$'000	Full year ended 30 June 2023 \$'000
REVENUE				
Operating revenue	3	62,041	56,501	121,394
Share of associate profit accounted for using the equity method	11	877	738	1,643
Finance income	3	3,969	2,641	6,198
Total revenue		66,887	59,880	129,235
Gain / (loss) in fair value movements:				
Net gain on disposal of property, plant and equipment	3	367	3	(281)
Fair value of investment properties - CentrePort	3	-	-	(1,509)
Demolition costs		(17)	(128)	(531)
EXPENDITURE				
Expenses, excluding finance costs	3	(72,283)	(65,983)	(144,596)
Finance costs	3	(1,881)	(605)	(3,223)
(Deficit) / surplus before taxation and subvention payment		(6,927)	(6,833)	(20,905)
Income tax benefit / (expense)	4	624	3,110	4,389
Profit from continuing operations		(6,302)	(3,723)	(16,516)
Net (deficit) / surplus after tax for the half-year		(6,302)	(3,723)	(16,516)
Other comprehensive revenue and expenditure				
Estimated Increase/(Decrease) in fair value of on Rail and Public Transport assets		-	-	(14,594)
Deferred tax impact of estimated fair value movement		-	-	4,084
Increase/(Decrease) in value of CentrePort port land		-	-	9,636
		-	-	(874)
Other comprehensive income for the half-year, net of tax		-	-	(874)
Total comprehensive income for the half-year		(6,302)	(3,723)	(17,390)
Total comprehensive revenue and expenditure for the half-year is attributable to:				
Owner of WRC Holdings Limited		(7,600)	(4,689)	(21,741)
Non-controlling interest		1,298	966	4,351
		(6,302)	(3,723)	(17,390)

WRC Holdings Limited
Statement of changes in equity
For the half-year period ended 31 December 2023

Statement of changes in equity

**Attributable to equity holders of the
Company**

Notes	Contributed Equity \$'000	Revaluation Reserves \$'000	Retained earnings \$'000	Non-controlling interest \$'000	Total \$'000
Balance as at 1 July 2023	337,145	127,698	265,325	109,606	839,774
Total Comprehensive Income for the Half-Year	<u>-</u>	<u>-</u>	<u>(7,600)</u>	<u>1,298</u>	<u>(6,302)</u>
Balance as at 31 December 2023	<u>337,145</u>	<u>127,698</u>	<u>257,725</u>	<u>110,904</u>	<u>833,472</u>

**Attributable to equity holders of the
Company**

Notes	Contributed Equity \$'000	Revaluation Reserves \$'000	Retained earnings \$'000	Non-controlling interest \$'000	Total \$'000
Balance as at 1 July 2022	316,945	130,806	286,361	106,640	840,752
Total Comprehensive Income for the Half-Year	<u>-</u>	<u>-</u>	<u>(4,689)</u>	<u>966</u>	<u>(3,723)</u>
Balance as at 31 December 2022	<u>316,945</u>	<u>130,806</u>	<u>281,672</u>	<u>107,606</u>	<u>837,029</u>

The accompanying notes form part of these financial statements.


WRC Holdings Limited
Statement of Financial Position
As at 31 December 2023

Statement of Financial Position


Group

		Six months to 31 December 2023 \$'000	Six months to 31 December 2022 \$'000	Full year ended 30 June 2023 \$'000
	Notes			
ASSETS				
Current assets				
Cash and cash equivalents	5	95,664	117,397	114,630
Trade and other receivables		19,174	17,846	12,307
Other financial assets		18,960	19,461	18,960
Inventories	6	2,716	2,182	2,712
Current tax receivables		-	243	-
Current accounts - GWRC		-	-	6,232
Total current assets		136,514	157,129	154,841
Non-current assets				
Property, plant and equipment	7	771,612	785,245	759,205
Intangible assets	8	86	257	168
Investments in joint venture	11	13,287	13,306	13,210
Loans and Advances to Joint Venture		9,857	9,347	9,934
Investment properties	9	86,125	62,788	86,125
Deferred tax assets	12	24,743	20,442	23,203
Total non-current assets		905,710	891,385	891,845
Total assets		1,042,224	1,048,514	1,046,686
LIABILITIES				
Current liabilities				
Trade and other payables		13,975	14,133	14,457
Interest bearing liabilities	13	12,000	11,000	12,000
Taxation payable	4	4,752	-	2,725
Provisions for employee entitlements	14	3,824	3,907	3,953
Current account - GWRC		1,281	3,372	-
Total current liabilities		35,832	32,412	33,135
Non-current liabilities				
Interest bearing liabilities	13	44,000	44,000	44,000
Provision for employee entitlements	14	123	120	123
Deferred tax liabilities	12	128,797	134,953	129,655
Total non-current liabilities		172,920	179,073	173,778
Total liabilities		208,752	211,485	206,913
Net assets		833,472	837,029	839,773
EQUITY				
Contributed equity	15	337,145	316,945	337,145
Reserves		127,698	130,806	127,705
Retained earnings		257,725	281,672	265,317
Non-controlling interest		110,904	107,606	109,606
Total equity		833,472	837,029	839,773

For, and on behalf of, the Board of Directors.



Director
27 February, 2024



Director
27 February, 2024

The accompanying notes form part of these financial statements.

WRC Holdings Limited
Statement of Cash Flows
For the half-year period ended 31 December 2023

Statement of Cash Flows

	Group		
	Six months to 31 December 2023 \$'000	Six months to 31 December 2022 \$'000	Full year ended 30 June 2023 \$'000
Notes			
CASH FLOWS FROM OPERATING ACTIVITIES			
<i>Cash was provided from:</i>			
Receipts from customers	47,393	44,275	99,397
Rental income	3,812	3,557	7,125
Interest income received	3,216	1,518	5,137
Income tax refund	257	-	-
Subsidies	6,981	6,713	15,359
	<u>61,659</u>	<u>56,063</u>	<u>127,018</u>
<i>Cash was disbursed to:</i>			
Payments to suppliers and employees	(55,367)	(49,224)	(101,520)
Subvention payments to Greater Wellington Regional Council	(3,000)	-	-
Income taxation paid	-	(1,100)	(823)
Interest expense paid	(1,843)	(566)	(3,145)
Temporary work and demolition costs	-	-	-
NET CASH FLOWS FROM OPERATING ACTIVITIES	<u>1,449</u>	<u>5,173</u>	<u>21,530</u>
CASH FLOWS FROM INVESTING ACTIVITIES			
<i>Cash was provided from:</i>			
Proceeds from sale of Property, Plant & Equipment	367	-	3
Proceeds from matured investments	-	-	19,461
<i>Cash was applied to:</i>			
Purchase of Property, Plant & Equipment	(32,096)	(37,181)	(65,798)
Development of Investment Properties	-	(225)	(97)
Loan to Joint Venture	-	(2,347)	(2,400)
Other transfers	-	-	-
Dividends received	800	250	1,250
Purchase of investments	-	-	(18,960)
NET CASH FLOWS FROM INVESTING ACTIVITIES	<u>(30,929)</u>	<u>(39,503)</u>	<u>(66,541)</u>
CASH FLOWS FROM FINANCING ACTIVITIES			
<i>Cash was provided from:</i>			
Proceeds from borrowings	-	-	1,000
Issue of ordinary shares	-	-	20,200
<i>Cash was applied to:</i>			
Movement in current account	10,514	10,103	602
Dividends paid to shareholders	-	-	(3,785)
NET CASH FLOWS FROM FINANCING ACTIVITIES	<u>10,514</u>	<u>10,103</u>	<u>18,017</u>
Net increase / (decrease) in cash, cash equivalents & bank overdraft at year end	(18,966)	(24,227)	(26,994)
Add opening cash, cash equivalents / (overdraft) brought forward	<u>114,630</u>	<u>141,624</u>	<u>141,624</u>
CASH, CASH EQUIVALENTS & BANK OVERDRAFT AT YEAR END	5 <u>95,664</u>	<u>117,397</u>	<u>114,630</u>

The accompanying notes form part of these financial statements.

Notes to the Financial Statements

1 Statement of compliance

The "Group" consists of WRC Holdings Limited, its wholly owned subsidiaries, Greater Wellington Rail Limited and its 76.9% subsidiary CentrePort Limited, together with its subsidiaries, as disclosed in note 10. WRC Holdings principal address is 100 Cuba Street, Te Aro, Wellington, New Zealand.

WRC Holdings provides transport, infrastructure, buildings and port facility and operations to the Greater Wellington region via its subsidiaries, for community and social benefit, rather than to make a financial return. Accordingly, WRC Holdings has designated itself as public benefit entity (PBE) and applies New Zealand Tier 1 Public Sector Public Benefit Entity accounting standards (PBE Accounting Standards).

The financial statements are presented in accordance with the requirements of the Companies Act 1993, the Financial Reporting Act 2013, the Local Government Act 2002 and New Zealand Generally Accepted Accounting Practices (NZ GAAP).

These financial statements are presented in accordance with Tier 1 PBE Accounting Standards and comply with PBE Standards.

Unless otherwise stated, all amounts are rounded to \$000 and are expressed in New Zealand currency.

2 Statement of accounting policies

(a) Basis of preparation of half-year financial report

Specific accounting policies

The specific accounting policies adopted in the preparation of these financial statements, which materially affect the measurement of the statement of comprehensive revenue and expenditure, statement of movements in equity, balance sheet and cash flows are set out below:

(b) Critical accounting estimates and judgements

In the application of the Group's accounting policies, the directors are required to make judgements, estimates and assumptions about the carrying amounts of assets and liabilities that are not readily apparent from other sources. The estimates and associated assumptions are based on historical experience and other factors that are considered to be relevant. Actual results may differ from these estimates.

The estimates and assumptions are reviewed on an on-going basis. Revisions to accounting estimates are recognised in the period in which the estimate is revised and in any future periods affected. Detailed information about each of these estimates and judgements is included in the notes together with information about the basis of calculation for each affected line item in the financial statements.

The areas involving significant estimates or judgements are:

Income tax calculations (note 4)

Recognition of deferred tax assets and liabilities (note 12)

(c) Basis of consolidation

The Group financial statements include WRC Holdings Limited (the Parent) and its subsidiaries. Control is achieved when the Parent is exposed, or has rights, to variable returns from its involvement with the investee and has the ability to affect those returns through its power over the investee

The results, assets, and liabilities of joint ventures are incorporated into these financial statements using the equity method.

Changes in the Group's ownership interests in existing subsidiaries

Changes in the Group's ownership interests in subsidiaries that do not result in the Group losing control over the subsidiaries are accounted for as equity transactions. The carrying amounts of the Group's interests and the non-controlling interests are adjusted to reflect the changes in their relative interests in the subsidiaries. Any difference between the amount by which the non-controlling interests are adjusted and the fair value of the consideration paid or received is recognised directly in equity and attributed to owners of the company.

When the Group loses control of a subsidiary, a gain or loss is recognised in revenue and expenditure and is calculated as the difference between (i) the aggregate of the fair value of consideration received and the fair value of any returned interest and (ii) the previous carrying amount of the assets (including goodwill), and liabilities of the subsidiary and any non-controlling interests. When assets of the subsidiary are carried at revalued amounts or fair values and the related cumulative gain or loss has been recognised in other comprehensive revenue and expenditure and accumulated in equity, the amounts previously recognised in other comprehensive revenue and expenditure and accumulated in equity are accounted for as if the Group had directly disposed of the relevant assets (i.e. reclassified to revenue and expenditure or transferred directly to retained earnings as specified by applicable PBE Accounting Standards).

Consolidation of a subsidiary begins when the Parent obtains control over the subsidiary and ceases when the Parent loses control of the subsidiary. Specifically, income and expenses of a subsidiary acquired or disposed of during the year are included in the consolidated statement of comprehensive income from the date the Parent gains control until the date when the Parent ceased to control the subsidiary. Refer to note 10

All intra-group transactions are eliminated on consolidation. Consistent accounting policies are employed in the preparation and presentation of the consolidated financial statements.

(d) Statement of cash flow

The following are the definitions used in the statement of cash flow:

(i) Cash and cash equivalents comprise cash on hand, cash in banks and investment in money market instruments, net of outstanding bank overdrafts. Bank overdrafts are shown within cash.

(ii) Investing activities are those activities relating to the acquisition and disposal of property, plant and equipment, investment property, intangible assets and joint ventures. Investments include securities not falling within the definition of cash.

(iii) Financing activities are those activities that result in the changes in size and composition of the capital structure of the Group. This includes both equity and debt not falling within the definition of cash. Dividends paid in relation to capital structure are included in financing activities.

(iv) Operating activities comprise the principal revenue-producing activities of the group and other activities that are not considered to be investing or financing activities.

(e) Goods and services tax (GST)

Revenues, expenses, assets and liabilities are recognised net of the amount of goods and services tax (GST), except for receivables and payables which are recognised inclusive of GST.

Cash flows are included in the cash flow statement on a net basis for GST purposes. The GST component of cash flows arising from investing and financing activities which is recoverable from, or payable to, the taxation authority is classified as operating cash flows.

3 Operating surplus / (deficit) before subvention and taxation

Accounting policies

Applicable accounting policies are explained below:

Revenue

Revenue is recognised to the extent that it is probable that the economic benefits or service potential will flow to the Group and the revenue can be reliably measured, regardless of when the payment is being made.

The specific recognition criteria described below must also be met before revenue is recognised.

(i) Rendering of services

Revenues from services are recognised in the accounting period in which the services have been rendered.

(ii) Rental income

Rental income from operating leases is recognised on a straight-line basis over the term of the relevant lease.

(iii) Dividend and interest revenue

Dividends are recognised when the Group's right to receive the payment is established, which is generally when shareholders approve the dividend.

Interest revenue is recognised on a time proportionate basis that takes into account the effective yield on the financial asset.

(iv) Grant revenue

Revenues from non-exchange grants is recognised when the Group obtains control of the transferred asset (cash, goods, services, or property), and:

- It is probable that the economic benefits or service potential related to the asset will flow to the Group and can be measured reliably and
- The transfer is free from conditions that require the asset to be refunded or returned to the grantor if the conditions are not fulfilled.

3 Operating surplus / (deficit) before subvention and taxation (continued)

	Group		
	Six months to 31 December 2023 \$'000	Six months to 31 December 2022 \$'000	Full year ended 30 June 2023 \$'000
Other revenue			
Rental income (exchange revenue)	16,597	13,314	26,074
Operating revenue	38,296	36,455	79,683
Interest (exchange revenue)	168	17	277
Operational grants from GWRC (non-exchange revenue)	6,981	6,713	15,359
Interest received	-	2	1
	<u>62,041</u>	<u>56,501</u>	<u>121,394</u>
Fair value movements and other gains and losses:			
Net Gain/(Loss) on Sale of Property plant and equipment	367	3	(281)
Fair value (loss) gain on CentrePort investment property	-	-	(1,509)
Demolition costs	(17)	(128)	(531)
	<u>350</u>	<u>(125)</u>	<u>(2,321)</u>
Expenses, excluding finance costs			
Amortisation	-	97	185
Employee benefits expense	15,489	13,847	28,599
Depreciation	19,356	17,049	41,431
Audit services	215	189	411
Directors' fees and expenses	315	289	610
Management fees	195	79	235
Repairs and maintenance	12,066	10,935	21,954
Rates and Insurance	4,465	4,017	8,067
Other operating expenses	19,757	19,053	42,225
Tax services	15	8	56
Consultants- legal	2	45	59
Rental and lease expenses	408	375	764
	<u>72,283</u>	<u>65,983</u>	<u>144,596</u>
Finance costs			
Interest costs	(1,881)	(605)	(3,223)
Interest received	3,969	2,641	6,198
Net finance costs	<u>2,088</u>	<u>2,036</u>	<u>2,975</u>
Operating surplus/(deficit) before subvention, taxation	<u>(6,927)</u>	<u>(6,833)</u>	<u>(20,905)</u>

4 Taxation

Accounting policy

The tax expense for the period comprises current and deferred tax.

Current tax is the amount of income tax payable based on the taxable profit for the current year, plus any adjustments to income tax payable in respect of prior years. It is calculated using tax rates and tax laws that have been enacted or substantively enacted by reporting date.

Recognition and measurement

Tax is recognised on the income statement, except to the extent that it relates to items recognised in the statement of comprehensive income or directly in equity. In this case, the tax is recognised in the statement of comprehensive income or directly in equity, respectively.

The income tax expense or revenue for the period is the tax payable on the current period's taxable income based on the income tax rate. This is then adjusted by changes in deferred tax assets and liabilities attributable to temporary differences between the tax bases of assets and liabilities and their carrying amounts in the financial statements and by unused tax losses.

	Group	
	Six months to 31 December 2023 \$'000	Six months to 31 December 2022 \$'000
(a) Income tax recognised in profit or loss		
Tax expense / (benefit) comprises:		
Current tax expense / (income)	2,366	1,856
Deferred tax (income) / expense relating to the origination and reversal of temporary differences	(2,990)	(4,966)
Adjustments recognised in current period in relation to deferred tax in prior periods	-	-
Tax loss recognised	-	-
Total current tax	(624)	(3,110)
Total Tax (benefit) / expense	(624)	(3,110)
(b) The prima facie income tax expense on pre-tax accounting profit from operations reconciles to the income tax expense in the financial statements as follows:		
(Deficit) / Surplus from operations	(6,926)	(6,833)
	(6,926)	(6,833)
Income tax (benefit) / expense calculated at 28%	(1,939)	(1,913)
Non-deductible expenses	2,200	1,630
Non-assessable income	(2,249)	(1,854)
(Increase) / decrease in value of developed investment property land	-	-
Recognition of deferred tax on buildings	38	230
Insurance Proceeds on non-depreciable assets	(43)	(739)
Permanent differences	1,420	(1,197)
	(573)	(3,843)
(Over) / under provision of income tax in previous period	(51)	733
Income tax expense	(624)	(3,110)

4 Taxation (continued)

	Group	
	Six months to 31 December 2023 \$'000	Six months to 31 December 2022 \$'000

(c) Imputation credit account balances

Balance at end of the period	13,668	12,358
------------------------------	---------------	---------------

(d) Tax losses not recognised

WRC Holdings have unrecognised tax losses of \$12.1 million (2023: \$10.6 million available to be carried forward and to be offset against taxable income in the future). The tax effect of these losses at 28% is \$3.38 million (2023: \$2.97 million).

The ability to carry forward tax losses is contingent on continuing to meet the requirements of the Income Tax Act 2007.

5 Cash and cash equivalents

Cash and cash equivalents includes cash in hand, deposits held on call with banks, other short-term, highly liquid investments with original maturities of three months or less.

Although cash and cash equivalents at 31 December 2023 are subject to the expected credit loss requirements of PBE IPSAS 41, no allowance has been recognised as the estimated allowance is negligible due to the high credit quality of the counterparty banks.

	Group	
	31 December 2023 \$'000	31 December 2022 \$'000

Cash at bank and in hand	95,664	117,397
Cash and cash equivalents	95,664	117,397

6 Inventory

Accounting policy

Inventories are stated at the lower of cost and net realisable value. Cost is determined using the first-in, first-out (FIFO) method. The cost of finished goods and work in progress comprises design costs, raw materials, direct labour, other direct costs and related production overheads (based on normal operating capacity). It excludes borrowing costs. Net realisable value is the estimated selling price in the ordinary course of business, less applicable variable selling expenses.

Cost of crushed concrete and spare parts are calculated using the weighted average cost method. Spare parts are held for maintenance purposes only.

No inventories are held as security for liabilities as at 31 December 2023 (2022: Nil).

	Group	
	31 December	31 December
	2023	2022
	\$'000	\$'000
Seaview crushed concrete	607	304
Spares stock control	1,942	1,640
Fuel and stock control	167	238
	<u>2,716</u>	<u>2,182</u>

7 Property, plant and equipment

Accounting policy

The Group has seven classes of property, plant and equipment:

- Operational port freehold land
- Buildings
- Wharves and paving
- Plant & equipment
- Rail Infrastructure
- Rail rolling stock
- Work in progress

The Group's Policy is to get a formal valuation every 3 to 5 years, but this has been brought forward due to the current market conditions. When there is no formal valuation performed the fair value of Operational Port Land is reviewed at the end of each reporting period to ensure that the carrying value of land is not materially different from its fair value. Any revaluation increase of Operational Port Land is recognised in Other Comprehensive Income and accumulated as a separate component of equity in the properties Revaluation Reserve, except to the extent it reverses a previous revaluation decrease for the same asset previously recognised in Profit or Loss, in which case the increase is credited to Profit or Loss to the extent of the decrease previously charged. A decrease in carrying amount arising on the revaluation is charged to the Profit or Loss to the extent that it exceeds the balance, if any, held in the property's Revaluation Reserve relating to a previous revaluation.

Property & Equipment (other than Operational Port Land, Rolling Stock and Transport Infrastructure) is recorded at cost less accumulated depreciation and impairment. Cost represents the value of the consideration to acquire the assets and the value of other directly attributable costs that have been incurred in bringing the assets to the location and condition necessary for their intended service.

7 Property, plant and equipment (continued)

The Board and management have undertaken a process to determine what constitutes Investment Property and what constitutes Property & Equipment. There is an element of judgement in this. There is a developed Port plan, and those items of land that are considered integral to the operations of the Port have been included in Operational Port Land. Land held specifically for capital appreciation, an undetermined purpose, or to derive rental income has been classed as Investment property.

Rail infrastructural and rolling stock are revalued with sufficient regularity to ensure that their carrying amount does not differ materially from fair value. They are revalued every three to five years. GWRL public transport rail station infrastructural assets and rolling stock were independently valued by Mike Morales, FPINZ, FNZIV, PINZ Registered Plant and Machinery Valuer, a Director of Bayleys Valuations Limited as at 30 June 2023 using Optimised Depreciated Replacement Cost (ODRC) methodology.

Revaluation movements are accounted for on a class of asset basis. The net revaluation results are credited or debited to other comprehensive revenue and expense and are accumulated to an asset revaluation reserve in equity for that class of asset. Where this would result in a debit balance in the asset revaluation reserve, this balance is not recognised in other comprehensive revenue and expense but is recognised in the surplus or deficit. Any subsequent increase on revaluation that reverses a previous decrease in value recognised in the surplus or deficit will be recognised first in the surplus or deficit up to the amount previously expensed, and then recognised in other comprehensive revenue and expense.

There is no depreciation on capital works in progress and on land or investment properties. Depreciation on all other property, plant and equipment is charged on a straight line basis so as to write off the cost of the assets to their estimated residual value over their expected economic lives. The expected economic lives are as follows:

- Buildings	5 to 50 years
- Wharves and paving	2 to 100 years
- Plant and equipment	2 to 50 years
- Rail rolling stock	20 to 30 years
- Rail Infrastructure	4 to 150 years

The useful lives, residual values and depreciation method are reviewed at the end of each annual reporting period.

Impairment

No impairment adjustment has been made in the half-year ended 31 December 2023 (2022: nil).

7 Property, plant and equipment (continued)

Group	Operational port freehold land \$'000	Buildings \$'000	Wharves and paving \$'000	Plant and equipment \$'000	Rolling stock \$'000	Transport infrastructure \$'000	Work in Progress \$'000	Total \$'000
Half-Year ended 31 December 2022								
Opening net book amount	115,313	9,204	63,544	40,923	363,406	131,766	42,636	766,792
Additions	6,826	-	-	-	-	5,323	23,670	35,819
Transfers from work in progress	22	527	491	511	-	-	(1,551)	-
Disposals/written off	-	-	-	-	-	(320)	-	(320)
Reclassification	-	-	(397)	397	-	-	-	-
Depreciation change	-	(371)	(2,582)	(2,501)	(9,569)	(2,023)	-	(17,046)
Work in progress movement	-	-	-	-	-	-	-	-
Provision for Resilience	-	-	-	-	-	-	-	-
Closing net book amount	<u>122,161</u>	<u>9,360</u>	<u>61,056</u>	<u>39,330</u>	<u>353,837</u>	<u>134,746</u>	<u>64,755</u>	<u>785,245</u>
As at 31 December 2022								
Cost/Revaluation	143,102	20,894	119,798	97,530	416,495	149,532	64,755	1,012,106
Provision for Land Resilience	(20,941)	-	-	-	-	-	-	(20,941)
Accumulated depreciation	-	(11,534)	(58,742)	(58,200)	(62,658)	(14,786)	-	(205,920)
Closing Balance 31 December 2022	<u>122,161</u>	<u>9,360</u>	<u>61,056</u>	<u>39,330</u>	<u>353,837</u>	<u>134,746</u>	<u>64,755</u>	<u>785,245</u>

7 Property, plant and equipment (continued)

Group	Operational port freehold land \$'000	Buildings \$'000	Wharves and paving \$'000	Plant and equipment \$'000	Rolling stock \$'000	Transport Infrastructure \$'000	Work in progress \$'000	Total \$'000
Half-Year ended 31 December 2023								
Opening net book amount	113,386	10,823	69,884	47,643	355,714	113,325	48,430	759,205
Additions	6,839	-	-	-	-	-	25,025	31,864
Transfers from work in progress	-	-	536	741	-	1,142	(2,419)	-
Disposals / written off	-	(151)	-	(25)	-	-	-	(176)
Reclassification	-	-	43	(43)	-	-	-	-
Depreciation charge	-	(351)	(3,228)	(2,794)	(9,676)	(3,232)	-	(19,281)
Provision for Resilience	-	-	-	-	-	-	-	-
Closing net book amount	<u>120,225</u>	<u>10,321</u>	<u>67,235</u>	<u>45,522</u>	<u>346,038</u>	<u>111,235</u>	<u>71,036</u>	<u>771,612</u>
As at 31 December 2023								
Cost/Valuation	127,811	21,115	131,100	109,866	355,714	114,467	71,036	931,109
Provision for Land Resilience	(7,586)	-	-	-	-	-	-	(7,586)
Accumulated depreciation	<u>-</u>	<u>(10,794)</u>	<u>(63,865)</u>	<u>(64,344)</u>	<u>(9,676)</u>	<u>(3,232)</u>	<u>-</u>	<u>(151,911)</u>
Closing Balance 31 December 2023	<u>120,225</u>	<u>10,321</u>	<u>67,235</u>	<u>45,522</u>	<u>346,038</u>	<u>111,235</u>	<u>71,036</u>	<u>771,612</u>

8 Intangible assets

Accounting policy

(i) Computer software

Software is a finite life intangible and is recorded at cost less accumulated amortisation and impairment. Amortisation is charged on a straight line basis over their estimated useful lives between 1 and 5 years. The estimated useful life and amortisation method is reviewed at the end of each annual reporting period.

The amortisation expense is included in operating expenses in the statement of comprehensive revenue and expenditure.

Directly attributable costs that are capitalised as part of the software product include the software development employee costs and an appropriate portion of relevant overheads.

Costs associated with Software as a Service arrangements are expensed and capitalised only when configuration and customisation expenses create an intangible asset, that is separate to the software. The Group must be able to control the intangible asset and to restrict other's access to the benefits.

Group	Computer software \$'000	Total \$'000
Half-year ended 31 December 2022		
Opening net book amount	356	356
Amortisation charge	<u>(99)</u>	<u>(99)</u>
Closing net book amount	<u>257</u>	<u>257</u>
Cost	3,326	3,326
Accumulated amortisation and impairment	<u>(3,069)</u>	<u>(3,069)</u>
As at 31 December 2022	<u>257</u>	<u>257</u>

Group	Computer software \$'000	Total \$'000
Half-year ended 31 December 2023		
Opening net book amount	168	168
Amortisation charge	<u>(82)</u>	<u>(82)</u>
Closing net book amount	<u>86</u>	<u>86</u>
Cost	3,326	3,326
Accumulated amortisation and impairment	<u>(3,240)</u>	<u>(3,240)</u>
As at 31 December 2023	<u>86</u>	<u>86</u>

9 Investment Properties

Investment Property

Investment Property, which is property held to earn rentals and/or for capital appreciation, is measured at its fair value determined by an independent valuer at the reporting date. Gains or losses arising from changes in fair value of investment property are recognised in profit or loss in the period in which they arise.

The Group has the following classes of Investment Property:

- Developed Investment Property
- Land Available for Development

Valuation Approach

Investment properties are measured at fair value, which is based on active market prices, adjusted if necessary, for any difference in the nature, location or condition of the specific asset at the reporting date.

The fair value of investment properties is based on the highest and best use for commercial property.

	Group	
	31 December 2023 \$'000	31 December 2022 \$'000
Developed Investment Properties	30,500	31,871
Land Available for Development	55,625	30,917
	<u>86,125</u>	<u>62,788</u>
Minimum lease payments under non-cancellable operating leases of investment properties not recognised in the financial statements are receivable as follows:		
Developed Investment Property as at 1 July	30,500	31,767
Additions	-	104
Increase / (decrease) in fair value	-	-
Disposals	-	-
	<u>30,500</u>	<u>31,871</u>
Land Available for Development	55,625	30,850
Additions	-	67
Transfer from / (to) Developed Investment Property	-	-
Increase / (decrease) in fair value	-	-
	<u>55,625</u>	<u>30,917</u>
	<u>86,125</u>	<u>62,788</u>

Valuation

Investment properties are revalued every year. Investment properties were valued on 30 June 2023 by independent registered valuers of the firm Colliers International. The fair value of the investment properties at 30 June 2023 was \$86.1m.

10 Investments in subsidiaries

Accounting policy

Investments in subsidiaries are valued annually at the lower of cost and net asset backing. The change in valuation is recognised in the statement of comprehensive revenue and expenditure.

Investments in associates are stated at the fair market value of the net tangible assets at acquisition plus the share of post-acquisition increases in reserves.

Details of the Group's subsidiaries at the end of the reporting period are as follows:

Name	Principal activity	Place of incorporation and operation	Proportion of ownership interest held by the Group	
			31 December 2023	31 December 2022
Greater Wellington Rail Limited	Rail rolling stock owner	New Zealand	100.0%	100.0%
CentrePort Cook				
Strait Ferry Terminals Limited*	Inactive	New Zealand	76.9%	76.9%
CentrePort Limited	Port operations	New Zealand	76.9%	76.9%
CentrePort Properties Limited	Investment in special purpose vehicle	New Zealand	76.9%	76.9%
CentrePort Captive Insurance Limited**	Captive Insurance	New Zealand	76.9%	76.9%

*During the year ended 30 June 2023, Wellington Port Coldstores Limited changed its name to CentrePort Cook Strait Ferry Terminals Limited.

**On 14 October 2022, the Reserve Bank of New Zealand granted a licence under The Insurance (Prudential Supervision) Act 2010 for CentrePort Captive Insurance Limited to operate as a captive insurance company. As at 31 December 2023, CentrePort Captive Insurance has not issued any insurance contracts (2022: nil).

CentrePort Captive Insurance Limited

On 14 October 2022, the Reserve Bank of New Zealand granted a licence under The Insurance (Prudential Supervision) Act 2010 for CentrePort Captive Insurance Limited to operate as a captive insurance company. On 1 July 2023, CentrePort Captive Insurance Limited issued its first insurance contract, insuring \$20m of Material Damage and Business Interruption exposure to earthquake risk for CentrePort Ltd without any reinsurance contract purchased.

11 Joint Venture Information

Accounting policy

Interests in Joint Ventures

A joint venture is a joint arrangement whereby the parties that have joint control of the arrangement have rights to the net assets of the joint arrangement. Joint control is the contractually agreed sharing of control of an arrangement, which exists only when decisions about the relevant activities require unanimous consent of the parties sharing control.

The results, assets and liabilities of joint ventures are incorporated in these consolidated financial statements using the equity method of accounting. Under the equity method, an investment in a joint venture is initially recognised in the consolidated Balance Sheet at cost and adjusted thereafter to recognise the Group's share of the profit or loss and other comprehensive income of the joint venture.

An investment is accounted for using the equity method from the date on which the investee becomes a joint venture.

On acquisition of the investment in an associate or a joint venture, any excess of the cost of the investment over the Group's share of the net fair value of the identifiable assets and liabilities of the investee is recognised as goodwill, which is included within the carrying amount of the investment. Any excess of the Group's share of the net fair value of the identifiable assets and liabilities over the cost of the investment, after reassessment, is recognised immediately in profit or loss in the period in which the investment is acquired.

When necessary, the entire carrying amount of the investment is tested for impairment in accordance with PBE IPSAS 26 Impairment of Cash-Generating Assets as a single asset by comparing its recoverable amount (the higher of value in use and fair value less costs to sell) with its carrying amount. Any impairment loss recognised forms part of the carrying amount of the investment. Any reversal of that impairment loss is recognised in accordance with PBE IPSAS 26 Impairment of Cash-Generating Assets to the extent that the recoverable amount of the investment subsequently increases.

When a group entity transacts with a joint venture of the Group, profit and losses resulting from the transactions with the associate or joint venture are recognised in the Group's consolidated financial statements only to the extent of interest in the joint venture that are not related to the Group.

Name of entity	Principal activities	Proportion of interest	
		31 December 2023	31 December 2022
Direct Connect Container Services Limited	Warehousing and transportation	50%	50%
Marlborough Inland Hub Limited	Logistics services	50%	50%
Dixon & Dunlop Limited	Earthmoving, groundworks and equipment hire	50%	50%

Direct Connect Container Services Limited

CentrePort provided a secured and interest bearing long-term shareholder advance to Direct Connect Container Services Ltd of \$7.0m, in October 2021. Interest is payable on the principal of 7.0% per annum. Income from the loan for the period ended 31 December 2023 was \$246k (30 June 2023: \$490k). The loan is repayable on 29 November 2029.

WRC Holdings Limited
Notes to the Financial Statements
For the half-year period ended 31 December 2023

During the year ended 30 June 2023, CentrePort provided a secured and interest bearing long-term shareholder advance to Direct Connect Container Services Ltd of \$1.9m. Interest is payable on the principal of 7.0% per annum. Income from the loan for the period ended 31 December 2023 was \$67k (30 June 2023: \$93k). The loan is repayable on 4 August 2025.

CentrePort has also provided unsecured advances of \$1.1m (30 June 2023: \$1.1m) to Direct Connect Container Services Limited. There is no interest charged on these advances and they are repayable on demand.

Marlborough Inland Hub Limited

During the year ended 30 June 2023, CentrePort provided a secured and interest bearing long-term shareholder loan to Marlborough Inland Hub Limited of \$500k. Interest is payable on the 30th of June each year or as otherwise provided by agreement at an interest rate of the OCR from time to time plus a margin of 1.5%. Income from the loan for the period ended 31 December 2023 was \$18k (30 June 2023: \$18k). The loan is repayable on demand.

Dixon & Dunlop Limited

On 31 August 2021, CentrePort Limited purchased 50% of the shares in Dixon & Dunlop Limited for \$4.1m. Revenue from Dixon & Dunlop has been accounted for using the equity method. During the period, CentrePort received a cash dividend of \$800k (30 June 2023: \$1.25m).

12 Deferred tax

Accounting policy

Deferred tax is accounted for using the comprehensive balance sheet liability method in respect of temporary differences arising from differences between the carrying amount of assets and liabilities in the financial statements and the corresponding tax base of those items.

In principle, deferred tax liabilities are recognised for all taxable temporary differences. Deferred tax assets are recognised to the extent that it is probable that sufficient taxable amounts will be available against which deductible temporary differences or unused tax losses and tax offsets can be utilised.

Deferred tax liabilities are recognised for taxable temporary differences arising on investments in subsidiaries, branches, associates and joint ventures except where the consolidated entity is able to control the reversal of the temporary differences and it is probable that the temporary differences will not reverse in the foreseeable future.

Deferred tax assets arising from deductible temporary differences associated with these investments and interests are only recognised to the extent that it is probable that there will be sufficient taxable profits against which to utilise the benefits of the temporary differences and they are expected to reverse in the foreseeable future.

Deferred tax assets and liabilities are measured at the tax rates that are expected to apply to the period(s) when the asset and liability giving rise to them are realised or settled, based on tax rates (and tax laws) that have been enacted or substantively enacted by reporting date. The measurement of deferred tax liabilities and assets reflects the tax consequences that would follow from the manner in which the Group expects, at the reporting date, to recover or settle the carrying amount of its assets and liabilities.

Deferred tax assets and liabilities are offset when there is a legally enforceable right to set off income taxes levied by the same taxation authority and the Group intends to settle its current tax assets and liabilities on a net basis.

Current and deferred tax is recognised as an expense or income in the statement of comprehensive income, except when it relates to items credited or debited directly to equity, in which case the deferred tax is also recognised directly in equity, or where it arises from the initial accounting for a business combination, in which case it is taken into account in the determination of goodwill or excess.

Recognition and Measurement

Deferred tax assets are recognised for deductible temporary differences and unused tax losses only to the extent that they will be utilised.

	Group	
	31 December	31 December
	2023	2022
	\$'000	\$'000

The balance comprises temporary differences attributable to:

Tax losses	24,743	20,442
Temporary differences	<u>(128,797)</u>	<u>(134,953)</u>
Net Deferred Tax	<u>(104,054)</u>	<u>(114,511)</u>

12 Deferred tax (continued)

Movements - Group	Property, plant and equipment \$'000	Trade and other payables \$'000	Tax losses \$'000	Insurance recoverable \$'000	Other \$'000	Total \$'000
At 1 July 2022	(119,564)	989	20,260	(20,250)	(393)	(118,958)
Charged to income	3,208	-	180	1,109	(50)	4,447
Charged to equity	(14)	-	-	14	-	-
At 31 December 2022	<u>(116,370)</u>	<u>989</u>	<u>20,440</u>	<u>(19,127)</u>	<u>(443)</u>	<u>(114,511)</u>

Movements - Group	Property, plant and equipment \$'000	Trade and other payables \$'000	Tax losses \$'000	Insurance recoverable \$'000	Other financial liabilities \$'000	Total \$'000
At 1 July 2023	(113,194)	915	23,203	(16,890)	(492)	(106,458)
Charged to income	(129)	10	1,540	1,033	(50)	2,404
Charged to equity	(14)	-	-	14	-	-
At 31 December 2023	<u>(113,337)</u>	<u>925</u>	<u>24,743</u>	<u>(15,843)</u>	<u>(542)</u>	<u>(104,054)</u>

13 Interest bearing liabilities

	Group	
	31 December 2023 \$'000	31 December 2022 \$'000
Current		
NZ Green Investment Finance	<u>12,000</u>	<u>11,000</u>
Total current interest bearing borrowings	<u>12,000</u>	<u>11,000</u>
Non-current		
Borrowings	<u>44,000</u>	<u>44,000</u>
NZ Green Investment Finance	<u>-</u>	<u>-</u>
Total non-current interest bearing liabilities	<u>44,000</u>	<u>44,000</u>
Total interest bearing liabilities	<u>56,000</u>	<u>55,000</u>

Loan from Greater Wellington Regional Council

WRC Holdings Limited has a loan of \$44.0m (2022: \$44.0m) received from its parent entity Greater Wellington Regional Council. The interest rate at 31 December 2023 is 6.1175% (2022: 4.4746%) and is reset quarterly.

NZ Green Investment Finance

CentrePort has a \$15.0m debt facility with New Zealand Green Investment Finance (NZGIF) to accelerate investment into low carbon projects.

At 31 December 2023 the Group has drawn down \$12.0m of this facility at balance date (2022: \$11.0m). The interest rate is based on BKBM (bank bill bid settlement) rate plus a margin payable on funds drawn. A commitment fee is also payable on the facility limit. The facility was renewed on 7 June 2022 for a term of 13-months. The Lender has first ranking security over all current and future assets held by the Group.

14 Employee entitlements

Accounting policy

A provision for employee entitlements is recognised as a liability in respect of benefits earned by employees but not yet received at balance date when it is probable that settlement will be required and they are capable of being measured reliably. The present value is determined by discounting the future cash flows at a pre-tax rate that reflects current market assessments of the time value of money and the risks specific to the liabilities.

	Group	
	31 December	31 December
	2023	2022
	\$'000	\$'000
Current		
Employee benefits	3,824	3,907
Non-current		
Employee benefits	123	120
Total Provisions	3,947	4,027

A provision for employee entitlements is recognised as a liability in respect of benefits earned by employees but not yet received at balance date when it is probable that settlement will be required and they are capable of being measured reliably. The present value is determined by discounting the future cash flows at a pre tax rate that reflects current market assessments of the time value of money and the risks specific to the liabilities.

The rate used for discounting the provision for future payments is 4.6% (2022: 3.6%).

15 Equity

	31 December 2023 \$'000	31 December 2022 \$'000
(a) Share capital		
Ordinary shares		
	-	-
34,541,100 \$1 shares, fully paid	34,541	34,541
22,170,000 \$1 shares, fully paid	22,170	22,170
5,309,283 \$1 shares fully paid	5,309	5,309
170,200,000 \$1 shares, fully paid	170,200	170,200
8,000,000 \$1 shares, fully paid	8,000	8,000
11,250,000 \$1 shares, fully paid	11,250	11,250
6,700,000 \$1 shares, fully paid	6,700	6,700
10,100,000 \$1 shares fully paid	10,100	10,100
19,000,000 \$1 shares, fully paid	19,000	19,000
3,500,000 \$1 shares fully paid	3,500	3,500
12,100,000 \$1 shares fully paid	12,100	12,100
17,300,000 \$1 shares full paid	17,300	14,074
20,200,000 \$1 shares partly paid	16,975	-
25,200,000 \$1 shares unpaid	-	-
Redeemable Preference Share Capital		
25,000 \$1000 shares, paid to 1 cent	-	-
Total share capital	337,145	316,945

16 Commitments

Capital commitments

The Parent Company, WRC Holdings Limited has no capital or operating commitments as at 31 December 2023 (2022: nil).

At balance date CentrePort had entered into commitments for the acquisition of property, plant, and equipment amounting to of \$426k (2022: \$145k).

Greater Wellington Rail at balance date had commitments in respect of contracts for capital expenditure of \$46.4 million (2022: \$50.4 million). This relates to the heavy maintenance of the rolling stock.

Leases

Operating Leases as a Lessee

Disclosure for Lessees

Future minimum lease payments under non-cancellable operating leases are as follows:

	Group	
	31 December	31 December
	2023	2022
	\$'000	\$'000
Not longer than 1 Year	333	341
Longer than 1 Year and not longer than 5 Years	1,168	1,200
Longer than 5 Years	2,696	2,574
	4,197	4,115

Operating Leases as a Lessor

Future minimum lease receipts under non-cancellable operating leases are as follows:

	Group	
	2023	2022
	\$'000	\$'000
Not later than 1 Year	20,847	18,824
Later than 1 Year and not later than 5 Years	52,943	48,836
Later than 5 Years	155,294	26,897
	229,084	94,557

17 Related party transactions

At 31 December 2023 the group owed \$1,281 million to Wellington Regional Council (2022: \$3,372 million).

18 Contingencies

Contingent Liabilities

CentrePort Limited and CentrePort Properties Limited were added as defendants on 27 April 2021 to proceedings commenced by Statistics New Zealand against Beca Limited and Dunning Thornton Consultants Limited. The proceedings concerned Statistics House which sustained damage and was subsequently demolished following the Kaikoura earthquake in November 2016. During the period ended 31 December 2023, CentrePort has settled the remaining claim against CentrePort Properties Limited and this matter is therefore no longer a Contingent Liability.

Contingent Asset

The parent company has uncalled capital with its owner Greater Wellington Regional Council of \$50.8 million (2022: \$53.2 million)

Following a shipping incident during 2023 CentrePort has made a claim for salvage services in respect of the assistance rendered by the CentrePort tugs Tapuhi and Tiaki and the pilot launch Te Haa. CentrePort's salvage claim is guided by the Maritime Transport Act 1994, the International Convention on Salvage and relevant salvage awards published by Lloyds. CentrePort is working with the ship owner to agree an appropriate salvage reward (2022: nil).

19 Subsequent events

There have been no subsequent events up to the date of signing these financial statements which would affect the amounts or disclosures in the financial statements.

Statement of Compliance and Responsibility

Compliance

The Directors and management of GWRL confirm that all the statutory requirements of the Local Government Act 2002 in relation to the interim financial report have been complied with.

Responsibility

The Directors and management of the Group accept responsibility for the preparation of the interim financial statements and the statement of service performance, and the judgements used in them.

The Directors have authority to sign these financial statements.

The Directors and management of the Group accept responsibility for establishing and maintaining a system of internal control designed to provide reasonable assurance as to the integrity and reliability of financial reporting.

In the opinion of the Directors and management of the Group, the interim financial statements, and the statement of service performance for the half-year period ended 31 December 2023 fairly reflect the financial position and operations of the Group.




Director

27 February 2024



Director

27 February 2024



Chief Financial Officer

27 February 2024